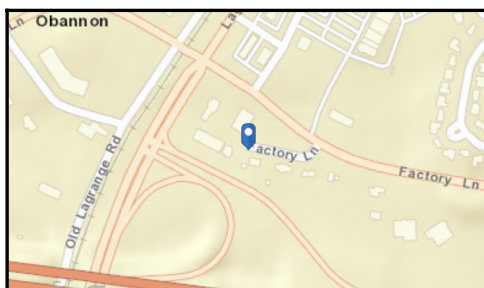
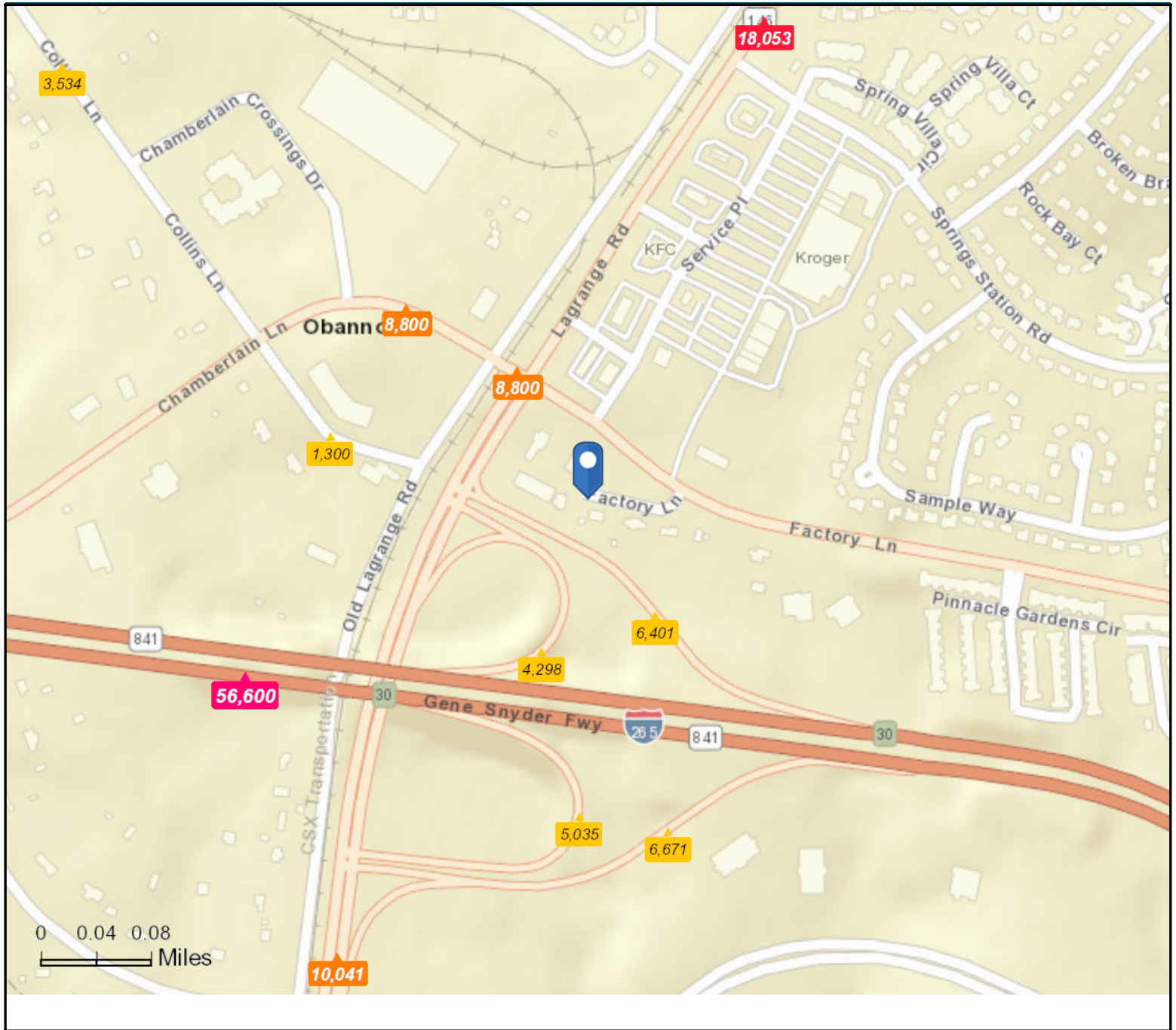


Traffic Count Map - Close Up

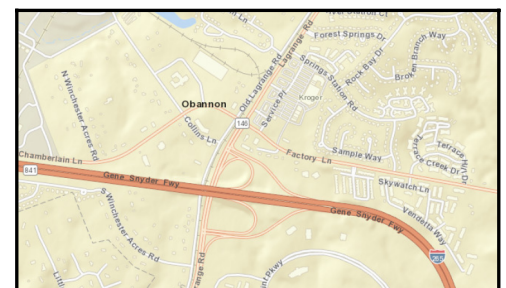
Anchorage Plaza- Phase Three
12910 Factory Ln, Louisville, Kentucky, 40245
Rings: 1, 3, 5 mile radii

Prepared by Charlotte Hollkamp
Latitude: 38.28821
Longitude: -85.51154



Average Daily Traffic Volume

- ▲ Up to 6,000 vehicles per day
- ▲ 6,001 - 15,000
- ▲ 15,001 - 30,000
- ▲ 30,001 - 50,000
- ▲ 50,001 - 100,000
- ▲ More than 100,000 per day



Source: ©2018 Kalibrate Technologies (Q1 2018).

July 16, 2018