

RETAIL FOR LEASE

3001 YORKTOWN DR | BISMARCK, ND





OFFERING SUMMARY

Lease Rate SF/Yr:	\$23.00 - 28.00 (NNN)
Lease Rate Monthly:	\$2,752.33 - \$7,000.00 (NNN)
Available SF:	1,311 - 16,320 SF
Zoning:	CG
Market:	Bismarck
Submarket:	North East
Tenant Responsibility:	Real Estate Taxes, Building Insurance, Common Area Expenses, All Utilities, and Renter's Insurance.
Landlord Responsibility:	Structural integrity of the exterior walls, roof, & foundation

PROPERTY OVERVIEW

Join this exciting commercial mixed-use development in NE Bismarck. Sunrise Square Phase II is now pre-leasing. This professional center will be adding an additional 16,320 SF to complete the Sunrise Square Development.

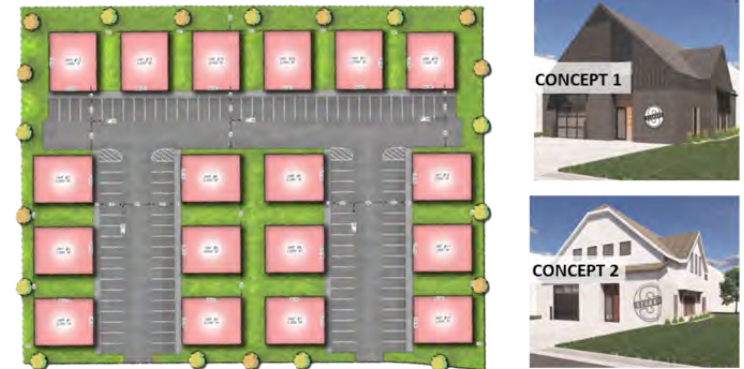
*Lease application may be required.

PROPERTY HIGHLIGHTS

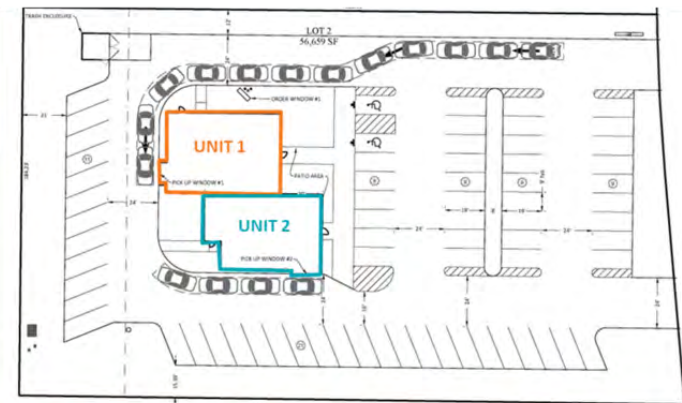
- Estimated NNN \$6.00 PSF
- Family Fare Supermarket Anchored Retail
- Mixed-Use Retail Center
- Rapidly Developing Commercial Hub and Residential Growth Area







GREENSBORO BUSINESS PARK DEVELOPMENT



BUILD-TO-SUIT DRIVE-THRU WITH PICK UP WINDOW



- 5 minute drive NE of Sunrise Town Centre
- Master-planned community covering more than 1,200 acres
- Includes many amenities such as walking paths, mixed-use commercial space, a community center and a new school
- Includes 2,800 single-family and Multifamily units, commercial plots, schools, as well as parks and trails.
- Expected tax revenue- about \$1 billion (including \$45 million in sales tax)

Surrounding Schools:

Enrollment (2022-2023): 490 Students
Grades: K-5

Enrollment: 535 Student Capacity
Grades: K-5

Enrollment (2022-2023): 1,418 Students
Grades: 9-12



DEMOGRAPHIC SUMMARY

3001 Yorktown Dr, Bismarck, North Dakota, 58503 2

Ring of 3 miles

KEY FACTS

36,346

Population



15,437

Households

39.2

Median Age

\$56,129

Median Disposable Income

EDUCATION

5%

No High School Diploma



27%

High School Graduate



36%

Some College



31%

Bachelor's/Grad/Prof Degree

INCOME



\$67,782

Median Household Income



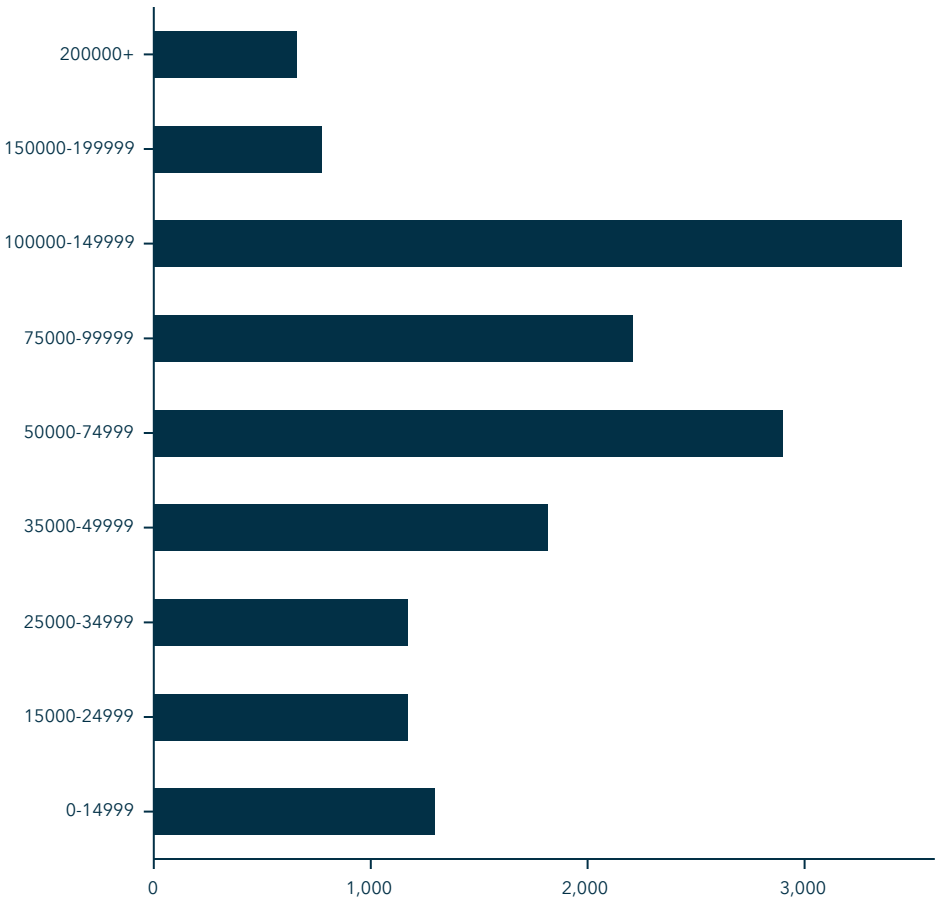
\$36,790

Per Capita Income

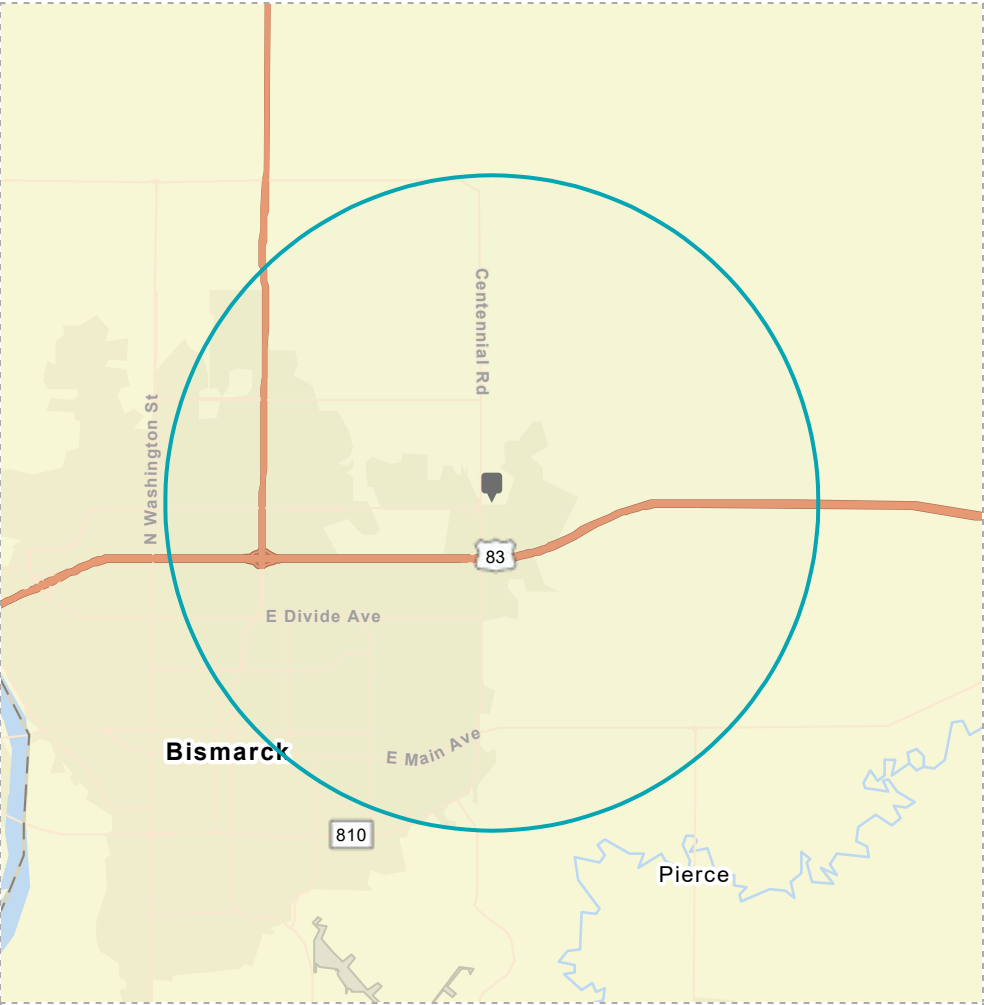


\$117,055

Median Net Worth



HOUSEHOLD INCOME



EMPLOYMENT



66%

White Collar



23%

Blue Collar



16%

Services

1.0%

Unemployment Rate



KYLE HOLWAGNER, CCIM, SIOR

Partner | Broker Associate
701.400.5373
kyle@thecragroup.com



KRISTYN STECKLER, COMMERCIAL REALTOR®

Partner | Broker
701.527.0138
kristyn@thecragroup.com



@THECRAGROUP

Although information has been obtained from sources deemed reliable, neither Owner nor CRA makes any guarantees, warranties, or representations, express or implied, as to the completeness or accuracy as to the information contained herein. You should conduct a careful, independent investigation of the property and verify all information. Any reliance on this information is solely at your own risk. The Property may be withdrawn without notice. Neither Owner nor CRA accepts any liability for any loss or damage suffered by any party resulting from reliance on this information. Photos, logos, and other images herein are the property of their respective owners. Use of these images without the express written consent of the owner is prohibited.